

TRK-3 OMNIA

Auto Kerato-Refracto Tonometer

Optimise Clinical Workflow and Streamline Patient Care with the TRK-3 OMNIA



 **TOPCON** Healthcare

TRK-3 OMNIA

Easy to use, quick operation, patient friendly and stable measurement



OVERVIEW



4 in 1
Functionality



Fully Automated
Measurement



Touchscreen
Control Panel



Space-saving
Compact Design



Stable Measurement
by Rotary Prism
Technology



Patient Friendly

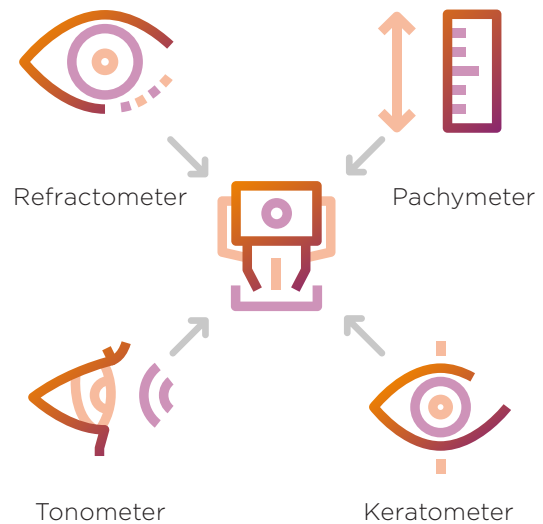


connectivity
Options

TRK-3 OMNIA

Multifunctional 4 in 1

The TRK-3 OMNIA is a multifunctional 4-in-1 device that combines refractometer, keratometer, tonometer and pachymeter into one instrument. With The capability to capture all measurements in a single test is a bonus for your staff and patients and eliminates the need for patients to move between multiple devices.



Easy measurement


Simply touch the patient's pupil on the control screen to begin automatic measurement. From alignment to mode switching, all measurements can be completed quickly with just one touch, making the process speedy and efficient.



NEW SLD light source

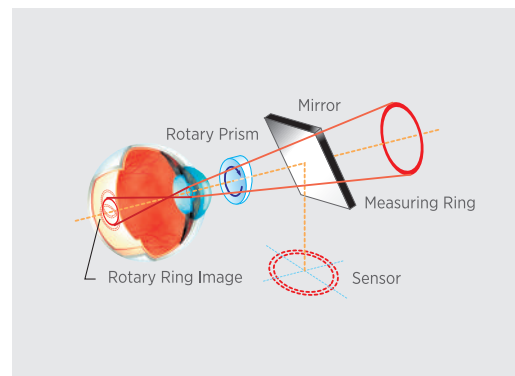
The TRK-3 OMNIA uses a new measurement light source for the refractometer, providing consistent capture success than the conventional model. Clear refraction light can now be obtained even when there is turbidity in the intermediate transmitting body, improving the success rate of measurements.*

*Confirmed with model eyes



Patented rotary prism measuring system

With Topcon's Rotary Prism Technology, the TRK-3 OMNIA provides stable measurement. The unique, eccentric rotation of the measurement ring is designed to reduce any artifact from the fundus.



Space-saving, flexible layout

As a multifunctional device, It can replace two units (refractometer and tonometer) in the space of one. The control panel can rotate to suit the layout of the examination room, making it easy to install in a variety of configurations. It's designed to meet the needs of patients who require support for eye opening or positioning, allowing measurements to be taken from the side or rear of the patient.



TRK-3 OMNIA

Corneal thickness measurement

There are studies which shows the positive correlation of CCT and IOP^{1,2}. The TRK-3 OMNIA provides the option of IOP values compensated for the central corneal thickness (CCT). The integrated formula for IOP compensation can be customised in settings.

Correction value according to corneal thickness of 545µm⁽¹⁾

Corneal Thickness(µm)	Correction Value
405	7
425	6
445	5
465	4
485	3
505	2
525	1
545	0
565	-1
585	-2
605	-3
625	-4
645	-5
665	-6
685	-7
705	-8

1. L. Herndon, "Rethinking pachymetry and intraocular pressure", Rev. Ophthalmol., 2002, July; Vol.9, 7, pp.88-90

2. S. Suzuki, et al., "Corneal thickness in an ophthalmologically normal Japanese population", Ophthalmology, 2005, Aug; Vol.112, 8, pp.1327-36



MAXIMISE YOUR CLINICAL WORKFLOW

The TRK-3's **large touchscreen panel** supports quick and easy operation. The user interface has been redesigned and optimised to simplify the information provided on the screen, helping to maximise your clinical workflow.



R/K Mode
(REF/KRT measurements)

T/P mode
(TONO/PACHY measurements)

TRK-3 OMNIA

Auto-cut printer

Equipped with an auto-cut printer that makes it easy to remove the printed report.



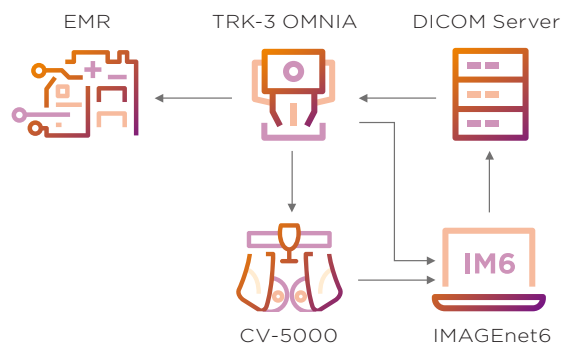
Printed report

The TRK-3 OMNIA prints comprehensive measurement data.

2024_07_18	7:25 AM		
REF. DATA			
VD: 12.00	CYL: (-)		
⟨R⟩	S	C	A
	+ 0.12	- 0.62	72
	S.E.	- 0.25	
⟨L⟩	S	C	A
	+ 0.37	- 1.00	80
	S.E.	- 0.87	
PD: 72			
KRT. DATA			
⟨R⟩	D	MM	A
R1	40.75	8.27	3
R2	41.00	8.22	93
AVG	40.87	8.25	
	R1-R2:	- 0.25	
⟨L⟩	D	MM	A
R1	41.75	8.18	42
R2	41.87	8.05	132
AVG	41.50	8.12	
	R1-R2:	- 0.62	
TONO. DATA			
	mmHg	AVG.	
R	13 (13)	13	13.0
L	ERR 13	13	13.0
PACH. DATA			
	mm	AVG.	
R	.458 .451 .451	.453	
L	.439 .439 .445	.441	
TOPCON			

Multiple connectivity options

Examination data measured by the TRK-3 OMNIA can be outputted to CV-5000 and IMAGEnet6 via share folder. By connecting to a DICOM server, it is also possible to receive DICOM worklists, making it compatible with a variety of network environments.



TRK-3 OMNIA Specifications

REF measurement

Measurement range	Spherical refractive power: -25D to +22D (display value resolution: 0.12D or 0.25D) Astigmatic refractive power: OD to $\pm 10D$ (display value resolution: 0.12D or 0.25D) Direction of astigmatic axis: 0° to 180° (display value resolution : 1° or 5°) (where spherical refractive power + astigmatic refractive power $\leq +22D$, or spherical refractive power + astigmatic refractive power $\geq -25D$) The dioptric powers are indicated with reference wavelength $\lambda_d = 587.56nm$.
Measurable minimum pupil diameter	$\phi 2.0mm$
PD measuring range	20mm to 85mm (display value resolution: 1mm)

KRT measurement

Measuring range	Corneal curvature radius: 5.00mm to 10.00mm (display value resolution: 0.01mm) Corneal refractive power: 67.50D to 33.75D (display value resolution: 0.12D or 0.25D) (where corneal refractive power = 1.3375) Direction of corneal principal meridian: 0° to 180° (display value resolution: 1° or 5°)
------------------------	--

Corneal diameter measurement

Measuring range	2.00mm to 14.00 mm (display value resolution: 0.25mm)
------------------------	---

Intraocular pressure measurement

Measuring range	7mmHg to 60mmHg (display value resolution: 1mmHg) (average value resolution: 1mmHg or 0.1mmHg)
Measuring mode	7mmHg to 30mmHg or 30mmHg to 60mmHg (selectable range)

Corneal thickness measurement

Measuring range	0.400mm to 0.730mm (display value resolution: 0.001mm)
------------------------	--

Other specifications

Electric rating	Source voltage: 100-240V AC Frequency: 50-60Hz Power input: 80VA
Dimensions and weight	Dimensions : 332-422mm (W) x 569-658mm (D) x 504-760mm (H) Weight : 23.2kg

IMPORTANT In order to obtain the best results with this instrument, please be sure to review all user instructions prior to operation. Not all products, services, or offers are available in all markets. Contact your local distributor for country-specific information and availability.

TOPCON INSTRUMENTS (MALAYSIA) SDN. BHD.
 (Regional Office for Topcon Healthcare Southeast Asia)
 Unit 2, 4, Jalan Pensyarah U1/28, Hicom-glenmarie Industrial Park,
 40150 Shah Alam, Selangor, MALAYSIA
 Phone: +603-766 16260 Fax: +603-766 16261
 Email: mys_tim_marketing_sm@topcon.com
 www.topconhealthcare.my

TOPCON SINGAPORE MEDICAL PTE. LTD.
 100G Pasir Panjang Road, #02-18, Interlocal Centre,
 SINGAPORE 118523
 Phone: +65-68720606 Fax: +65-67736150
 E-mail: med.sales.sg@topcon.com
 www.topconhealthcare.sg

TOPCON INSTRUMENTS (THAILAND) CO., LTD.
 77/162 Sinnsathorn Tower, 37th Floor, Krungthonburi Rd.,
 Klongtongjai, Klongsarn, Bangkok 10600, THAILAND
 Phone: +66-02-440-1152 Fax: +66-02-440-1158
 Email: tha_medical@topcon.com
 www.eyecare.topcon.co.th

MEHRA EYETECH PRIVATE LIMITED
 801 B Wing, Lotus Corporate Park, Graham Firth Steel Compound
 Goregaon (East) Mumbai 400063 Maharashtra, INDIA
 Phone: +91-22-61285455
 E-mail: sales@mehraeyetech.in
 www.topconhealthcare.in

TOPCON (BEIJING) MEDICAL TECHNOLOGY CO., LTD.
 Room 2808, Tower C, JinChangAn Building, No.82, Middle Section of
 East 4th Ring Road, Chaoyang District, Beijing 100124, P.R. CHINA
 Phone: +86-10-8794-5176
 E-mail: cn_marketing@topcon.com
 www.topcon-china.net/

TOPCON KOREA MEDICAL CO., LTD.
 2F YK Building, 205, Dogok-ro, Gangnam-gu,
 Seoul, Republic of Korea
 Phone: +82-2-6959-7947
 E-mail: tkm@topcon.com
 www.topconhealthcare.kr/



TOPCON CORPORATION

75-1 Hasunuma-cho, Itabashi-ku, Tokyo 174-8580, JAPAN.
 Phone: +81-(0)3-3558-2522/2502
 Fax: +81-(0)3-3965-6898
 www.topconhealthcare.jp

