

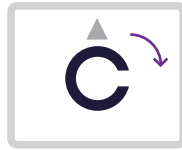
SightPilot NAVi® for Chronos

QUICK GUIDE

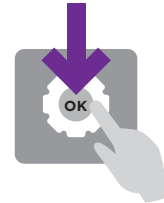
VISUAL ACUITY TEST



You should be able to see an arrow sitting above the visual acuity chart.



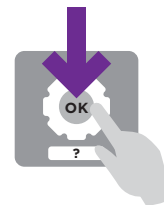
Use the dial to align the arrow in the direction of the notch.



Press the "OK" button.

RED-GREEN TEST

Blurred Clearer




Turn the dial to the left or right to select the chart in which the numbers look clearest.

Press the 'OK' button when both sets of numbers look about the same.

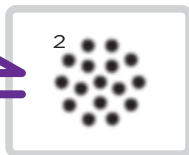
ASTIGMATISM TEST

Option 1



When the dial is turned to the left, you will see **Option 1**.

Option 2

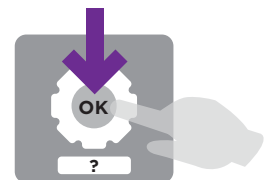


When the dial is turned to the right, you will see **Option 2**.

Use the dial to switch back and forth to compare the images.

When one option appears clearer -

Press the 'OK' button.



When both options appear about the same -

Press the button with a '?', below the dial.

