

SOLOS Series

Automatic Lens Analyser

Drive Premium Lens Sales with Advanced
Automated Analysis



Automated, efficient lens analyser for full-range lens assessment at the touch of a button.



VERSATILITY

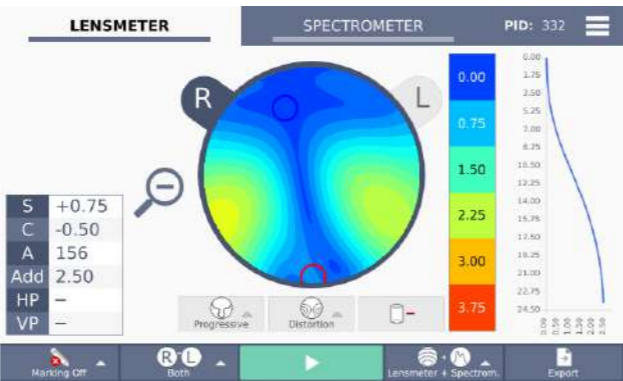
- Seamlessly detect, measure and mark single vision, progressive, and multifocal* lenses.
- Detailed assessment of both glazed and uncut lenses, catering to a range of clinical and optical needs.

ADVANCED LENS INSIGHTS

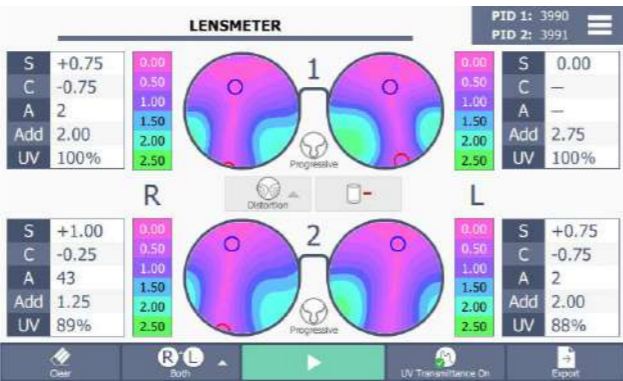
- Comprehensive lens analysis capabilities, including mapping optical features (e.g., distortion areas) and generating comprehensive aberration maps for progressive lenses.
- Precise evaluation of light absorption and colour appearance with a full-range spectrophotometer.**
- Enhanced understanding of lens performance and advantages of premium lens designs.

EFFICIENCY

- Intuitive, easy-to-use interface delivering efficient operation and rapid onboarding.
- One-touch functionality enables full delegation.
- Seamless data sharing to EMRs, the CV-5000PRO digital refraction system, or Chronos binocular refraction system.
- Detailed PDF reports to support premium lens discussions at dispensing workstations.



Detailed Lens Mapping



Comparison Environment (screenshot from SOLOS Lite)

OVERVIEW

Automated,
One-Touch Operation

Lens Mapping with
Distortion Map

UVA, Blue Light, and Visible
Light **Transmittance**
Measurements**

Automatic
Lens Marking

Automatic
Lens Type Detection

Wireless
Data Transfer

Extended **Measurement**
Range (Up to +/- 20D)

Detailed **PDF**
Reports

Lens Refractive Power Analysis

Featuring

- Automatic detection of optical centres
- Distortion maps highlighting progressive and free-form lens features
- Option to adjust the pupillary distance horizontally to view prisms
- Toggle between lensmeter and spectrometer data**

Spectacle Lens PDF Report

Features and benefits

- Lens Data
 - Lens type
 - Distortion map
 - Monocular and binocular lens centration distances
- Transmittance**
 - UVA, Blue and Visible Light Transmittance
 - Illustrate adequate protection against harmful UV rays
 - Showcase lens performance for various wavelengths for both prescription lenses and sunglasses
 - Support discussion of blue light blocking lenses
- Chromaticity**
 - Lens colour specified using internationally recognised CIE chromaticity coordinates
 - Verify colour consistency for tinted lenses

INTRODUCING SOLOS LITE

Advanced lens analysis with exact UVA transmittance at a single wavelength. Experience the trusted reliability of SOLOS with our entry-level model.



FEATURES	SOLOS	SOLOS Lite
Fully Automatic Lens Analysis	Yes	Yes
Automatic Lens Type Detection	Yes	Yes
Automatic Pupil Distance Measurement	Yes	Yes
Automatic Lens Marking	Yes	Yes
Comparison maps	Yes	Yes
UVA spectrometer	Yes	Yes
Full range spectrometer	Yes	No

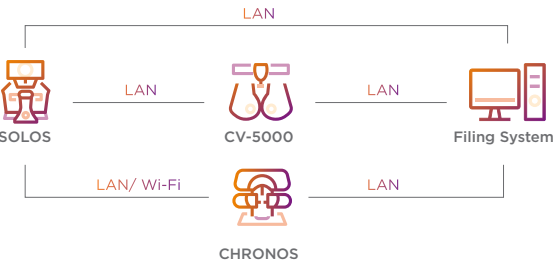
* SOLOS and SOLOS Lite are not compatible with trifocal lenses.

** On the SOLOS Lite, only UVA transmittance at a single wavelength is measured (no full-range spectrometer and chromaticity data available)

SPECIFICATIONS

GENERAL DATA		
Dimensions	W245 mm x H450 mm x D354 mm	
Weight	Net Weight: 8.0 kg, Cables and user manual: 2.0 kg, Packaging: 3.2 kg	
Printer	Internal (thermal)	
Screen	7" Touch screen LCD/16M colours	
Light source	Green e-line source	
Working conditions	10°C to 40°C	
Power supply	AC 100 - 240 V — 50/60 Hz	
Classification	Class I Medical Device - EU Regulation 2017/745 and US FDA 21 CFR	
Standards	ISO 8598	
Data output	LAN, Wi-Fi	
MEASUREMENT RANGE		
Sphere power	-20D — +20D (step 0.01, 0.0625, 0.125, 0.25D)	
Cylinder power	-10D — +10D (step 0.01, 0.0625, 0.125, 0.25D)	
Cylinder axis	0 — 180° (step 1°)	
Addition power	-4D — +4D (step 0.01, 0.0625, 0.125, 0.25D)	
Prism power	0D — +20D (step 0.01, 0.0625, 0.125, 0.25D)	
PD measurement	Mono / Bino	
Cylinder notation	- / +	
OTHER		
Spectrometer	SOLOS 315nm - 800nm	Solos Lite 365nm (single wavelength and no chromaticity)
Automatic marking	Optical centre and axis (framed spectacles or uncut lenses)	
MEASURED LENS SIZE		
Single lens	Diameter: 22mm —80mm	Thickness: up to 22mm
Spectacles	Height: 22mm —80mm	Wrapping angle: up to 18°

CONNECTIVITY



TOPCON HEALTHCARE UNIVERSITY
Eye Health Education Begins Here: learning.topcon.com
or scan/click the QR code

Note: Subject to change in design and/or specifications without advanced notice

IMPORTANT In order to obtain the best results with this instrument, please be sure to review all user instructions prior to operation.
Not all products, services, or offers are available in all markets. Contact your local distributor for country-specific information and availability.

TOPCON INSTRUMENTS (MALAYSIA) SDN. BHD.
(Regional Office for Topcon Healthcare Southeast Asia)
Unit 2, 4, Jalan Pensyarah U1/28,Hicom-glenmarie Industrial Park,
40150 Shah Alam, Selangor, MALAYSIA
Phone: +603-766 16260 Fax: +603-766 16261
Email : mys_tim_marketing_sm@topcon.com
www.topconhealthcare.my

TOPCON SINGAPORE MEDICAL PTE. LTD.
100G Pasir Panjang Road, #02-18, Interlocal Centre,
SINGAPORE 118523
Phone: +65-68720606 Fax:+65-67736150
E-mail: med.sales.sg@topcon.com
www.topconhealthcare.sg

TOPCON INSTRUMENTS (THAILAND) CO., LTD.
77/162 Sinnsathorn Tower, 37th Floor, Krungthonburi Rd.,
Klongtongsai, Klongsarn, Bangkok 10600, THAILAND
Phone : +66-02-440-1152 Fax : +66-02-440-1158
Email : tha_medical@topcon.com
www.eyecare.topcon.co.th

MEHRA EYETECH PRIVATE LIMITED
801 B Wing, Lotus Corporate Park, Graham Firth Steel Compound
Goregaon (East) Mumbai 400063 Maharashtra, INDIA
Phone: +91-22-61285455
E-mail: sales@mehraeyetech.in
www.topconhealthcare.in

TOPCON (BEIJING) MEDICAL TECHNOLOGY CO., LTD.
Room 2808, Tower C, JinChangAn Building, No.82, Middle Section of
East 4th Ring Road, Chaoyang District, Beijing 100124, P.R. CHINA
Phone: +86-10-8794-5176
E-mail: cn_marketing@topcon.com
www.topcon-china.net/

TOPCON KOREA MEDICAL CO., LTD.
2F YK Building, 205, Dogok-ro, Gangnam-gu,
Seoul, Republic of Korea
Phone :+82-2-6959-7947
E-mail:tkm@topcon.com
www.topconhealthcare.kr/