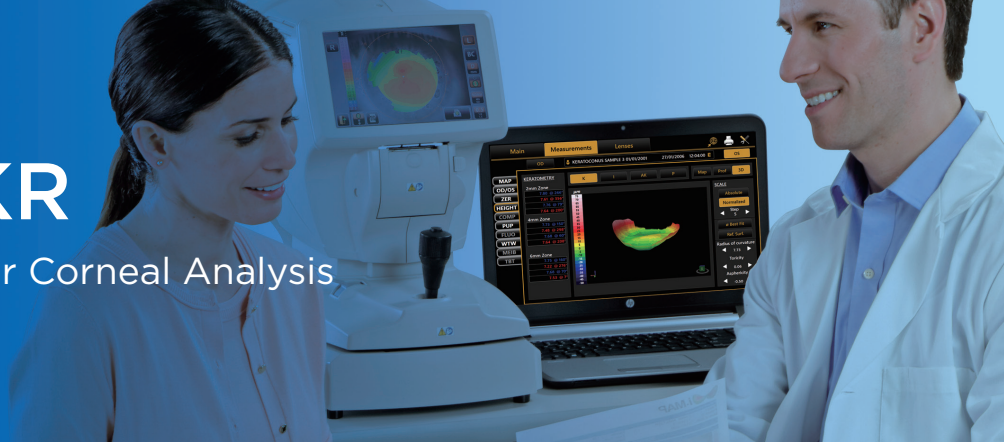


# i-Map for KR

Comprehensive Data for Corneal Analysis



The i-Map for KR provides comprehensive corneal analysis information<sup>1</sup>.

The i-Map instantly retrieves your patient's measurement data from Topcon's KR-800PA Auto Kerato-Refractometer and offers a full menu of color-coded analytical displays including corneal shape, mapping and contact lens fitting.

## Fully Featured

- Topography Map
- OD/OS Results on Same Screen
- Corneal Zernike Analysis
- Corneal Surface Height Map
- Comparison Map & Differential Map
- White to White Measurement
- Contact Lens Fitting Simulation

## DICOM Compliance

- Modality Worklist
- Patient Root Query
- Storage
- Storage Commitment

**i-Map for KR**

Patient Information													
Patient	Beta3 Data			Gender	M								
Patient ID	Beta3 data0406			Exam Date	25/02/2018 13:55:47								
Date of Birth	26/02/2018												
MAP													
OD						OS							
mm Absolute - Axial						mm Absolute - Axial							
Refraction Data													
S	C	A	S.E.	VD	S	C	A	S.E.	VD				
-5.50	-0.50	44	-5.75	12.00 mm	-5.50	-0.25	149	-5.62	12.00 mm				
Kerato Data													
K1	K2	Average	CYL	K1	K2	Average	CYL						
7.82	7.62	7.72	-1.00 D @ 4°	7.82	7.59	7.71	-1.25 @ 177°						
Periphotal Data													
SPT				SPT									
7.85		7.81		8.00		8.04		7.85		7.87			
7.81		8.08		8.33		8.52		7.79		7.69			
7.78		7.89											
Cornea Data													
Cornea Decentration X-Y				Cornea Decentration X-Y				N.C.					
0.00 mm				0.00 mm				N.C.					
Diameter				Diameter				N.C.					
12.38 mm				12.38 mm				N.C.					
Pupilar Decentration X-Y				Pupilar Decentration X-Y				N.C.					
HH=0.01 mm   V=0.17 mm				HH=0.10 mm   V=0.13 mm				N.C.					
Avg. Pupilar Diam.				Avg. Pupilar Diam.				N.C.					
9.33 mm				9.33 mm				N.C.					
Avg. Pupilar Power				Avg. Pupilar Power				N.C.					
4.5mm: 43.81 D   3mm: 43.88 D				4.5mm: 43.91 D   3mm: 43.95 D				N.C.					
Keratometric Indices													
SD	SAI	Asph.	Kc	SD	SAI	Asph.	Kc						
SD = 0.40 D	SAI = 0.12 D	a = 0.42	43.90	SD = 0.47 D	SAI = 0.13 D	a = 0.45	43.94						
Notes													

CORNEA\_MAP (V. 1.0.0) 2018/02/27 17:43:28

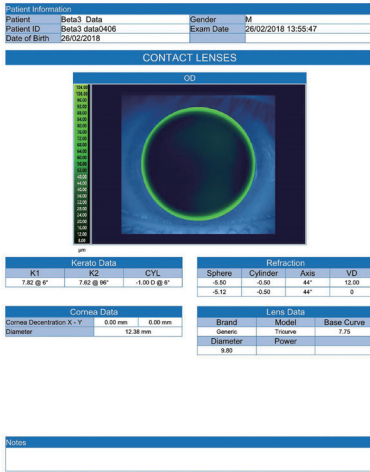
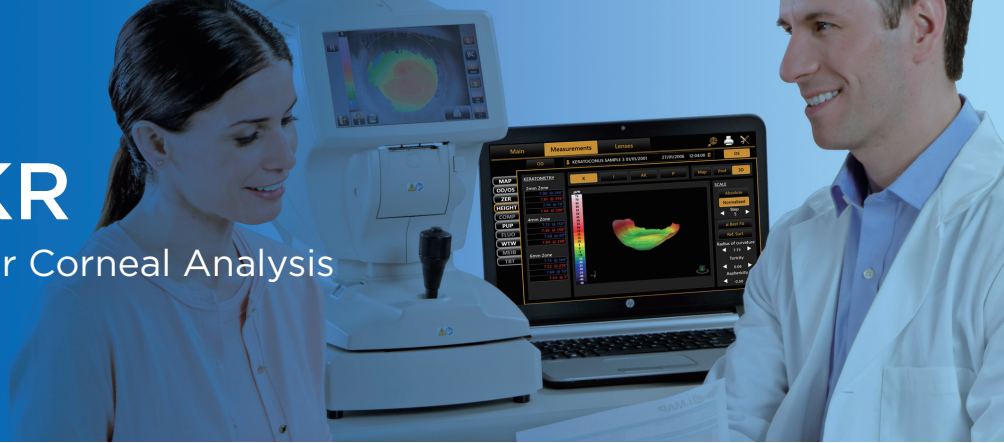
## Topography Map

With the KR-800PA, it is easy to compare topography maps between two different exams from the same patient, which can be used for pre- and post-operative corneal analysis. With the differential map, progress in recovery of the cornea can be observed after refractive surgery. Parameters such as keratometry, apical curvature and corneal symmetry can be analyzed to follow the development of any corneal surface changes. The i-Map for KR can assist you in monitoring corneal collagen crosslinking treatment for corneal ectasia.

1. The i-Map for KR is a visualization software for corneal analysis for Topcon KR-800PA. The i-Map for KR is able to analyze corneal data acquired by KR-800PA.

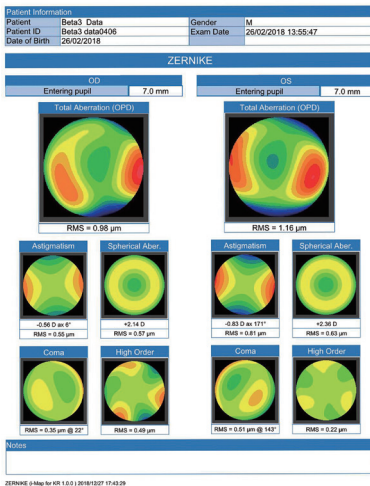
# i-Map for KR

Comprehensive Data for Corneal Analysis



## Contact Lens Fitting Simulation

The KR-800PA provides the perfect platform for contact lens fitting. Simulation software is provided on-board, which automatically selects the best fitting contact lens based upon an included complete contact lens database for all the main manufacturers (upgradable and customizable by the user). With the option to input refractive powers, the contact lens proposal is accurate and complete. The on-board fluorescein acquisition system allows for full control of the contact lens position on the eye. The comparison between different contact lenses is easy, allowing you to ensure the best fit.



## Corneal Zernike Analysis

The Zernike analysis module consists of 36 polynomials into the 7th order, and provides a clear view on the optical deficiencies which can disturb vision. Based on this information, the KR-800PA provides the visual acuity summary. Zernike analysis is the basis for the calculation of the ablation area for laser treatment. The Zernike expansion coefficient is used to determine which component(s) dominate the aberration structure of the cornea and to what degree.

### Product Requirements

Operating System	Windows 10 (32/64 bit)
RAM	2GB Minimum
HDD	4GB Minimum
Screen Resolution	1280x1024 Minimum