

Mirror Chart

MC-5/MC-5S



MC-5/MC-5S

MC-5/MC-5S supports you in the path to adapting quickly to new social distance recommendations whilst providing sophisticated visual acuity (VA) and space saving.



Installation distance: **40cm***1



Installation depth: **21cm**




MC-5S

NEW refraction system with "Circular polarization"


Circular polarization

The built-in circular polarization panel provides stability even if an individual moves their head. This is due to the stability provided by the binocular balance visual function test with a polarization chart.*2*3

3D contents can also be performed on the MC-5S.



OK!



OK!

MC-5

NEW LCD Remote controller !

LR-5

The new LCD remote control is more comfortable to hold due its new built-in LR-5 alignment emitter.



Alignment emitter

Points!

The infrared transmitter is now wider*4.

*1 Minimum installation distance 40cm with MC-5, 60cm with MC-5S.

*2 With wearing the circular polarization glasses while the test.

*3 The Circular polarization glasses are not a standard accessory while wearing circular polarization glasses.

*4 Compared with LR-4.

VA test meets social distance recommendations

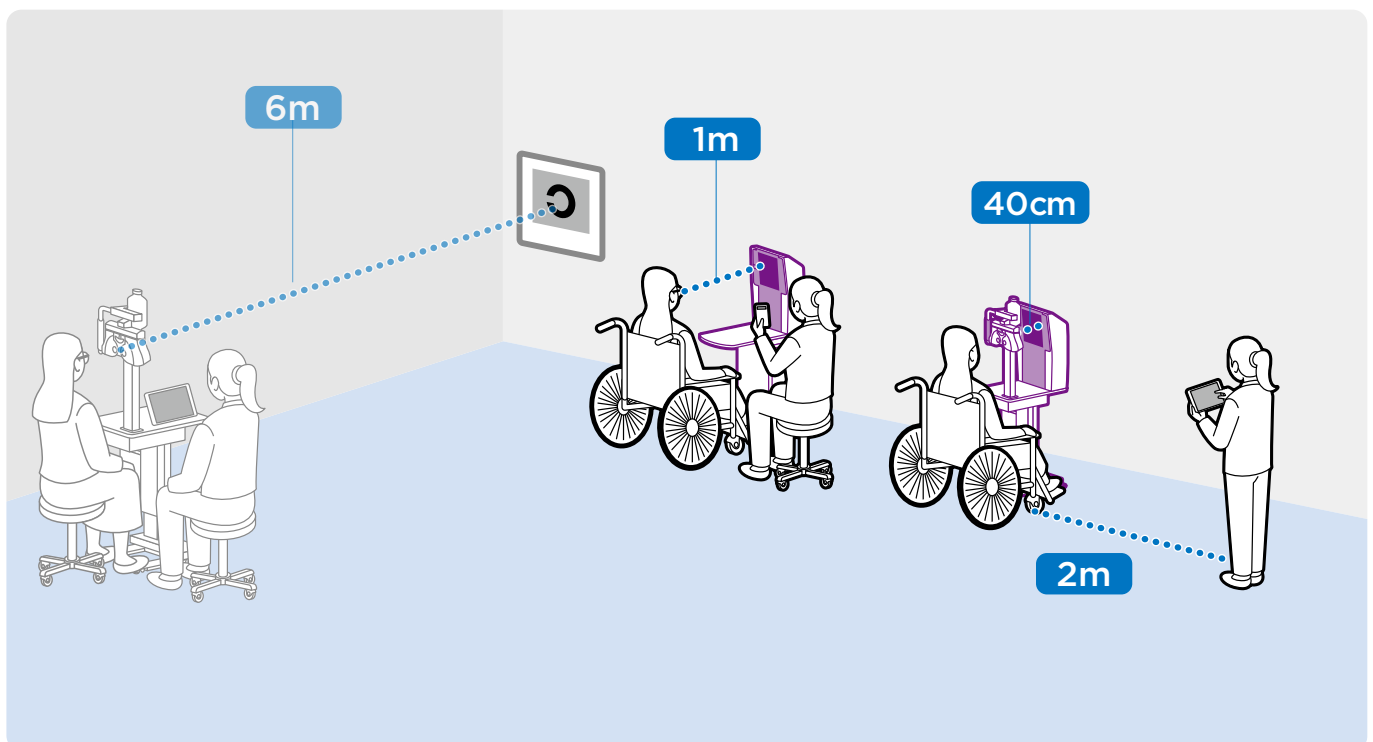
Remote Tablet operation enables social distance.^{*5}



^{*5} in case MC-5 is connected with CV-5000PRO and the tablet PC is utilized as the operation controller.

Space saving VA test and flexible installation

- The VA test with a small installation distance.
- Flexible placement positioning in your practice or clinic.
- The multiple refraction lanes in a small area.



Optional accessory for MC-5



LCD remote controller
LR-5

Combination devices with MC-5S



Compu Vision
CV-5000PRO



1 dial controller
KB-50S

Specifications

| | | |
|-----------------------|---|---|
| Installation distance | MC-5 : 40cm, 65cm, 85cm, 100cm, 105cm, 155cm MC-5S : 60cm, 80cm, 95cm, 110cm, 150cm* | *Only for H1 type |
| VA value | MC-5 : 0.03 ~ 2.0** MC-5S : 0.03 ~ 2.0 | **0.03 can be displayed when MC-5 is connected with CV-5000PRO. |
| Test chart | MC-5 : Landolt ring, numerals tumbling E, R&G, astigmatism,.etc. MC-5S : Landolt ring, numerals, alphabets, tumbling E, R&G, astigmatism,.etc. | |
| Dimensions | 450mm (W), 207mm (D), 621mm (H) | |
| Weight | MC-5 : 13.6kg, MC-5S : 13.1kg | |
| Power supply | AC: 100V-240V, 50-60Hz | |

Chart sample

(F type for MC-5)



Manufacturer

TOPCON CORPORATION

75-1 Hasunuma-cho, Itabashi-ku, Tokyo 174-8580, JAPAN. Phone: +81-(0)3-3558-2522/2502 Fax: +81-(0)3-3965-6898 www.topcon.co.jp

TOPCON SINGAPORE MEDICAL PTE. LTD.

1 JALAN KILANG TIMOR #09-01 PACIFIC TECH CENTRE SINGAPORE 159303
Phone:+65-68720606 Fax:+65-67736150
E-mail:medical_sales@topcon.com.sg www.topcon.com.sg

TOPCON INSTRUMENTS (MALAYSIA) SDN. BHD.

No.6, Jalan Pensyarah U1/28, Hicom Glenmarie Industrial Park,
40150 Shah Alam, Selangor, MALAYSIA
Phone: +60-(0)3-50223688 Fax: +60-(0)3-50313968

TOPCON INSTRUMENTS (THAILAND) CO., LTD.

77/162 Sinnsathorn Tower, 37th Floor, Krungthonburi Rd., Klongtongjai,
Klongsarn, Bangkok 10600, THAILAND
Phone: +66(0)2-440-1152-7 Fax: +66-(0)2-440-1158

MEHRA EYETECH PTE. LTD.

801 B Wing, Lotus Corporate Park, Graham Firth Steel Compound Goregaon (East)
Mumbai 400063 Maharashtra, INDIA
Phone: +91-22-61285455 www.mehraeyetech.in

TOPCON (BEIJING) MEDICAL TECHNOLOGY CO., LTD.

Room 2808, Tower C, JinChangAn Building, No.82, Middle Section of East 4th Ring Road, Chaoyang District, Beijing 100124, P.R. CHINA
Phone: +86-10-8794-5176

IMPORTANT In order to obtain the best results with this instrument, please be sure to review all user instructions prior to operation.

Not available for sale in all countries. Please check with your local distributor for availability in your country.
MC-5S is an accessory of CV-5000PRO.

Mirror Chart MC-5
Compu Vision CV-5000PRO ("PRO" is the brochure name.)

©2020 Topcon Corporation E297_Rev1

