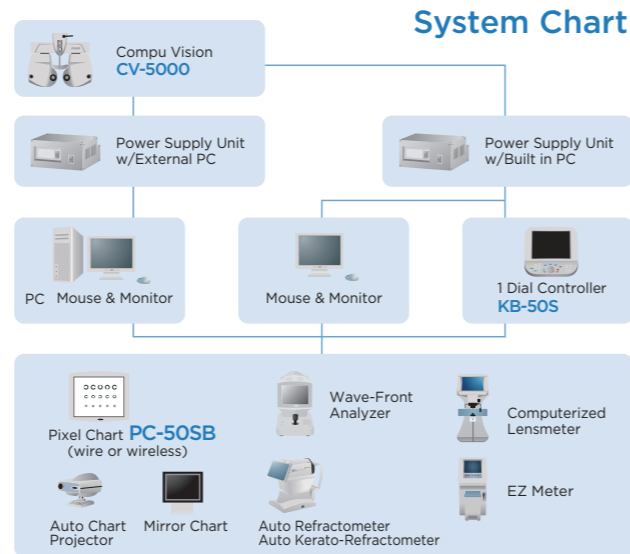


## Specifications

Test distance	Standard 5m
Test Chart	<p>» <b>Optometry</b></p> <p>Landolt ring, numerals, alphabets, tumbling E, pictures, screening</p> <p>» <b>Visual function</b></p> <p>Red / green test, astigmatism, heterophoria, stereoscopic vision, coincidence (aniseikonia), binocular vision.</p>
Dimensions	460mm(W) x 65mm(D) x 392mm(H)
Power supply	AC100-120V / 220-240V
	50-60Hz
Weight	7.5kg

## Chart Selection

A, B, F, H1 types of standard chart set are included.



» A type						» F type							
K <sub>0.05</sub>	DEC <sub>0.1</sub> HON <sub>0.16</sub>	TKPEB <sub>0.2</sub> ARFSH <sub>0.3</sub> CNDTZ <sub>0.4</sub>	KOZFT <sub>0.5</sub> PVHAD <sub>0.6</sub> RZCNR <sub>0.7</sub>	VSHEL <sub>0.8</sub> APFCB <sub>0.9</sub> RDZTG <sub>1.0</sub>	HKNST <sub>1.2</sub> OVEFG <sub>1.5</sub> DACZR <sub>2.0</sub>	Ш <sub>0.02</sub>	C <sub>0.05</sub>	0000 <sub>0.1</sub> 0000 <sub>0.16</sub>	00000 <sub>0.2</sub> 00000 <sub>0.3</sub> 00000 <sub>0.4</sub>	00000 <sub>0.5</sub> 00000 <sub>0.6</sub> 00000 <sub>0.7</sub>	00000 <sub>0.8</sub> 00000 <sub>0.9</sub> 00000 <sub>1.0</sub>	00000 <sub>1.2</sub> 00000 <sub>1.5</sub> 00000 <sub>2.0</sub>	Ш <sub>0.02</sub>
E <sub>0.03</sub>	Ш <sub>0.05</sub>	ЭШМ <sub>0.1</sub> МЕШ <sub>0.2</sub>	ЕМЭВЕ <sub>0.3</sub> ШЕМЭМ <sub>0.4</sub> ЭШМЕ <sub>0.5</sub>	ЭЕМММ <sub>0.6</sub> МЭМЭМ <sub>0.7</sub> МЭМЭМ <sub>0.8</sub>	ЭМЕВЕ <sub>1.0</sub> МЭМЭМ <sub>1.2</sub> МЭМЭМ <sub>1.5</sub>	458 <sub>0.1</sub> 293 <sub>0.2</sub>	E <sub>0.03</sub>	Ш <sub>0.05</sub>	ЭШМ <sub>0.1</sub> МЕШ <sub>0.16</sub>	ЕМЭВЕ <sub>0.2</sub> ШЕМЭМ <sub>0.4</sub> ЭШМЕ <sub>0.5</sub>	ЭЕМММ <sub>0.6</sub> МЭМЭМ <sub>0.7</sub>	ЭМЕВЕ <sub>0.8</sub> МЭМЭМ <sub>0.9</sub> МЭМЭМ <sub>1.0</sub>	ЭЕМММ <sub>1.2</sub> МЭМЭМ <sub>1.5</sub> МЭМЭМ <sub>2.0</sub>
54367 <sub>0.3</sub> 68294 <sub>0.4</sub> 32865 <sub>0.5</sub>	28563 <sub>0.6</sub> 93427 <sub>0.7</sub> 56984 <sub>0.8</sub>	94527 <sub>1.0</sub> 82573 <sub>1.2</sub> 59283 <sub>1.5</sub>	11212 98765	11212 98765	11212 98765	11212 98765	458 <sub>0.1</sub> 293 <sub>0.2</sub>	54367 <sub>0.3</sub> 68294 <sub>0.4</sub> 32865 <sub>0.5</sub>	28563 <sub>0.6</sub> 93427 <sub>0.7</sub> 56984 <sub>0.8</sub>	94527 <sub>1.0</sub> 82573 <sub>1.2</sub> 59283 <sub>1.5</sub>	11212 98765	11212 98765	11212 98765
11212 98765	11212 98765	11212 98765	11212 98765	11212 98765	11212 98765	11212 98765	11212 98765	11212 98765	11212 98765	11212 98765	11212 98765	11212 98765	11212 98765
» B type						» H1 type							
END <sub>200</sub> SLH <sub>180</sub>	HBDVA <sub>150</sub> PHTCK <sub>120</sub>	VLNEB <sub>70</sub> DAOPF <sub>16</sub> EGDPS <sub>16</sub>	FZBDT <sub>49</sub> OFLCV <sub>73</sub> APEOH <sub>73</sub>	TZVFC <sub>20</sub> EHPNL <sub>43</sub> VEOTB <sub>13</sub>	EVOTL <sub>20</sub> TEGAK <sub>70</sub> HSFZN <sub>70</sub>	M <sub>1000</sub> 600	E <sub>400</sub>	ENH <sub>200</sub> SLC <sub>150</sub>	HBV <sub>100</sub> PHT <sub>80</sub>	VLNEA <sub>70</sub> DAOPC <sub>60</sub> EGNDH <sub>50</sub>	FZBDE <sub>40</sub> OFLCT <sub>30</sub> APEDF <sub>25</sub>	TZVEC <sub>20</sub> OHPNT <sub>15</sub> EVOTS <sub>10</sub>	EVOTL <sub>20</sub> TBGAB <sub>20</sub> HNFCZ <sub>20</sub>
Ш <sub>600</sub> 180	E <sub>400</sub> 120	Ш <sub>300</sub> 90	ШЕМЭМ <sub>200</sub> 100 30	ШЕМЭМ <sub>80</sub> 21 21 16	ШЕМЭМ <sub>50</sub> 12 12 12	ШЕМЭМ <sub>25</sub> 7.5 7.5 4.5	APL BK <sub>25</sub> 63825 <sub>50</sub> ZRHCT <sub>15</sub>	E <sub>1000</sub>	M <sub>600</sub>	Ш <sub>400</sub>	E <sub>200</sub>	Ш <sub>150</sub>	МЭШ <sub>100</sub> ЭВЕ <sub>80</sub>
852 <sub>200</sub> 643 <sub>150</sub>	29387 <sub>150</sub> 75462 <sub>120</sub> 38549 <sub>90</sub>	69832 <sub>80</sub> 42576 <sub>16</sub> 93754 <sub>12</sub>	38297 <sub>73</sub> 53948 <sub>73</sub> 82573 <sub>73</sub>	200 60	100 24 24	100 20 20	ШЕМЭМ <sub>70</sub> МЭМЭМ <sub>60</sub> МЭМЭМ <sub>50</sub>	ШЕМЭМ <sub>40</sub> МЭМЭМ <sub>30</sub> МЭМЭМ <sub>25</sub>	ШЕМЭМ <sub>20</sub> МЭМЭМ <sub>15</sub>	587 <sub>200</sub> 426 <sub>150</sub>	293 <sub>100</sub> 856 <sub>80</sub>	3845270 <sub>80</sub> 9683760 <sub>60</sub> 4257650 <sub>50</sub>	9375840 <sub>40</sub> 3829430 <sub>30</sub> 5394625 <sub>25</sub>
11212 98765	11212 98765	11212 98765	11212 98765	11212 98765	11212 98765	11212 98765	11212 98765	11212 98765	11212 98765	11212 98765	11212 98765	11212 98765	11212 98765
11212 98765	11212 98765	11212 98765	11212 98765	11212 98765	11212 98765	11212 98765	11212 98765	11212 98765	11212 98765	11212 98765	11212 98765	11212 98765	11212 98765



\* Not available for sale in the United States.  
\* Not available in all countries, please check with your distributor for availability in your country  
\* Subject to change in design and/or specifications without advanced notice.

**IMPORTANT** In order to obtain the best results with this instrument, please be sure to review all user instructions prior to operation.

## TOPCON CORPORATION

75-1 Hasunuma-cho, Itabashi-ku, Tokyo 174-8580, Japan. Phone:+81-(0)3-3558-2522/2502 Fax:+81-(0)3-3965-6898 www.topcon.co.jp

### TOPCON MEDICAL SYSTEMS, INC.

111 Bauer Drive, Oakland, NJ 07436, U.S.A.  
Phone:+1-201-599-5100 Fax:+1-201-599-5250 www.topconmedical.com

### TOPCON CANADA INC.

110 Provencher Avenue, Boisbriand, QC J7G 1N1 CANADA  
Phone:+1-450-430-7771 Fax:+1-450-430-6457 www.topcon.ca

### TOPCON EUROPE MEDICAL B.V.

Essebaan 11, 2908 LJ Capelle a/d IJssel, P.O.Box145,  
2900 AC Capelle a/d IJssel, THE NETHERLANDS  
Phone:+31-(0)10-4585077 Fax:+31-(0)10-4585045  
E-mail: medical@topcon.eu, www.topcon-medical.eu

### ITALY OFFICE

Viale dell'Industria 60, 20037 Paderno Dugnano, (Milano), ITALY  
Phone:+39-02-9186671 Fax:+39-02-91801091 E-mail: info@topcon.it, www.topcon.it

### DANMARK OFFICE

Præstemarksvej 25, 4000 Roskilde, DANMARK  
Phone:+45-46-327500 Fax:+45-46-327555  
E-mail: topcon@topcondanmark.dk www.topcondanmark.dk

### IRELAND OFFICE

Unit 276, Blanchardstown, Corporate Park 2 Ballycoolin Dublin 15, IRELAND  
Phone:+353-18975900 Fax:+353-18293915 E-mail: medical@topcon.ie, www.topcon.ie

### TOPCON S.A.R.L.

BAT A1 3 route de la nouvelle 93206 SAINT DENIS CEDEX  
Phone:+33-1-49-21-23-23 Fax:+33-1-49-21-23-24 E-mail: medical@topcon.fr, www.topcon.fr

### TOPCON DEUTSCHLAND MEDICAL G.m.b.H.

Hanns-Martin-Schleyer Strasse 41, D-47877 Willich, GERMANY  
Phone:+49-(0)2154-8850 Fax:+49-(0)2154-885177 E-mail: med@topcon.de, www.topcon.de

### TOPCON SCANDINAVIA A.B.

Neogatan 2, P.O.Box 25, 43151 Mölndal, SWEDEN  
Phone:+46-(0)31-709200 Fax:+46-(0)31-709249 E-mail: medical@topcon.se, www.topcon.se

### TOPCON ESPAÑA S.A.

HEAD OFFICE  
Frederic Mompou 4 Esc. A Bajos 3, 08960 Sant Just Desvern Barcelona, SPAIN  
Phone:+34-93-4734057 Fax:+34-93-4733932 E-mail: medical@topcon.es, www.topcon.es

### TOPCON ( GREAT BRITAIN ) LTD.

Topcon House, Kennet Side, Bone Lane, Newbury, Berkshire RG14 5FX, United Kingdom  
Phone:+44-(0)1635-551120 Fax:+44-(0)1635-551170 E-mail: medical@topcon.co.uk, www.topcon.co.uk

### TOPCON POLSKA Sp. z o.o.

ul. Warszawska 23, 42-470 Siewierz, POLAND  
Phone:+48-(0)32-6705045 Fax:+48-(0)32-6713405 www.topcon-polska.pl

### TOPCON SINGAPORE MEDICAL PTE. LTD.

1 JALAN KILANG TIMOR #03-01 PACIFIC TECH CENTRE SINGAPORE 159303  
Phone:+65-68720606 Fax:+65-67736150  
E-mail: medical\_sales@topcon.com.sg www.topcon.com.sg

### REPRESENTATIVE OFFICE IN INDONESIA

Level 38, Tower A, Kota Kasablanka unit GH-04, Jl. Casablanca, Kav. 86, Jakarta, Indonesia 12870  
Phone:+62-21-2965-8004

### TOPCON INSTRUMENTS ( MALAYSIA ) SDN.BHD.

No. D1, (Ground Floor), Jalan Excella 2, Off Jalan Ampang Putra,  
Taman Ampang Hilir, 55100 Kuala Lumpur, MALAYSIA  
Phone:+60-(0)3-42709866 Fax:+60-(0)3-42709766

### TOPCON INSTRUMENTS ( THAILAND ) CO.,LTD.

77/162 Sinsathorn Tower, 37th Floor, Krungthongburi Rd., Klongtoan,  
Klongsarn, Bangkok 10600, THAILAND  
Phone:+66-(0)2-440-1152-7 Fax:+66-(0)2-440-1158

### Mehra Eyeteck Private Limited

801 B Wing, Lotus Corporate Park, Graham Firth Steel Compound Goregaon (East)  
Mumbai 400063 Maharashtra, INDIA  
Phone:+91-22-61285455 www.mehraeyeteck.in



YOUR VISION. OUR FOCUS.

# Pixel Chart **PC-50SB**

New LCD chart monitor with innovative "CIRCULAR POLARIZATION" method




## Features

- » Circular polarization
- » Open binocular vision test
- » 3D contents
- » variety of chart
- » variety of contents
- » maintenance free

## Open binocular vision test with Circular Polarization method

### What is "Circular Polarization" ?

Circular polarization is latest visual method to realize 3D TV or 3D movies. By wearing the special circular polarization glasses, the polarization will not be effected even if the face is inclined. Therefore binocular balance test with polarization chart can be done without customer's making effort to keep their face straight.



**Good!**  
(looking straight)



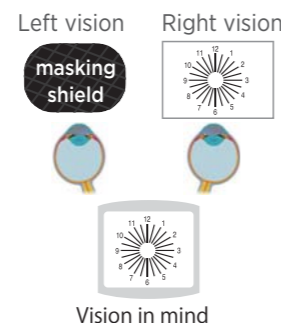
**Good!**  
(looking with face inclining)

### What is "open" binocular vision test?

When an eye is tested, you do not have to use occluder or fogging on the other eye, thanks to circular polarization filters. The customer sees the chart with one eye and it disappeared with the other eye. Open binocular refraction will reduce the unusual accommodation.

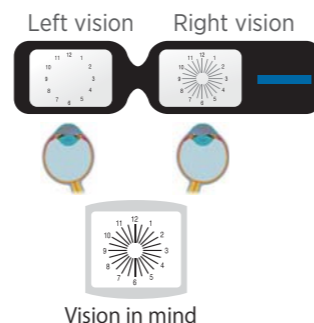
#### Conventional refraction

With one eye occluded, the other open eye is examined.



#### New! open binocular refraction

Polarization disappears the chart to one eye, and the other eye is examined.



## Expanded Application of KB-50S for Your Daily Scene

Needless to say that the KB-50S functions as a remote controller for chart switching for visual acuity testing, it incorporates a new function for near view simulation.

### » Daily Scene

Various contents of daily scene are ready for near view with KB-50S and far view with PC-50S. This combination is quite useful for checking the final prescription.



## 3D Contents

In light of the ever increasing use of 3D technology in today's world, we have incorporated high-tech 3D content into the new PC-50SB. 3D movies and images can be projected on the PC-50SB, which allows you to check vision in 3D and keep up with the latest technology.



## Active Chart

TOPCON's unique "Active Charts" helps testing correct visual function in practical condition.



## Contrast Test

It helps to examine the contrast sensitivity with plural and singular frequency chart.

